



## Gunnebo OverGate range

Automatic swing gate for shop entrances



## Gunnebo OverGate range

Efficient in highlighting fraudulent transit attempts and the presence of customers in its detecting area. radar and BYAS options then this functionality can be achieved, but the column on it's own doesn't... it's just a "dumb" gate. Chrome plated or powder coated.



Panel gate



Tubular gate

# Technical specifications

## Features

Drive	Motorized bi-directional
Power supply unit	Single phase 100-240 V AC @ 50/60 Hz
Control logic	26 V DC
Rated absorption	80 W
Electromagnetic brakes	Present and controlled electronically
Rotation speed (90°)	2 s +/- 10% (nominal)
Operating temperature	10 - +50 °C @ 20 - 90% RH (no cond.)
Weight	31 kg
IP Degree of protection	IP 21
Standard	Complies with CE marking

## Materials

**Column (std):** mirror-polished chrome plated or powder coated steel

**Arm:** polycarbonate or acrylic

**Mechanical System:** galvanised steel

**Sign label:** adhesive

## Anti panic mechanism

If the arm is powered and closed, it can be forced into opening with a push. The alarm signal is immediately activated and the arm automatically returns to closed position.

## Power failure

In the event of a power failure, the arm is free to move. When power returns, if the arm has been moved from its closed position, it will automatically return to closed position.

## Impact

In the event of accidental impact with people or things, the safety system will immediately stop the motor.

## Applications

Hypermarkets

Supermarkets

Fitness centres

Garden centers

Leisure Centres









Health clubs

Museums

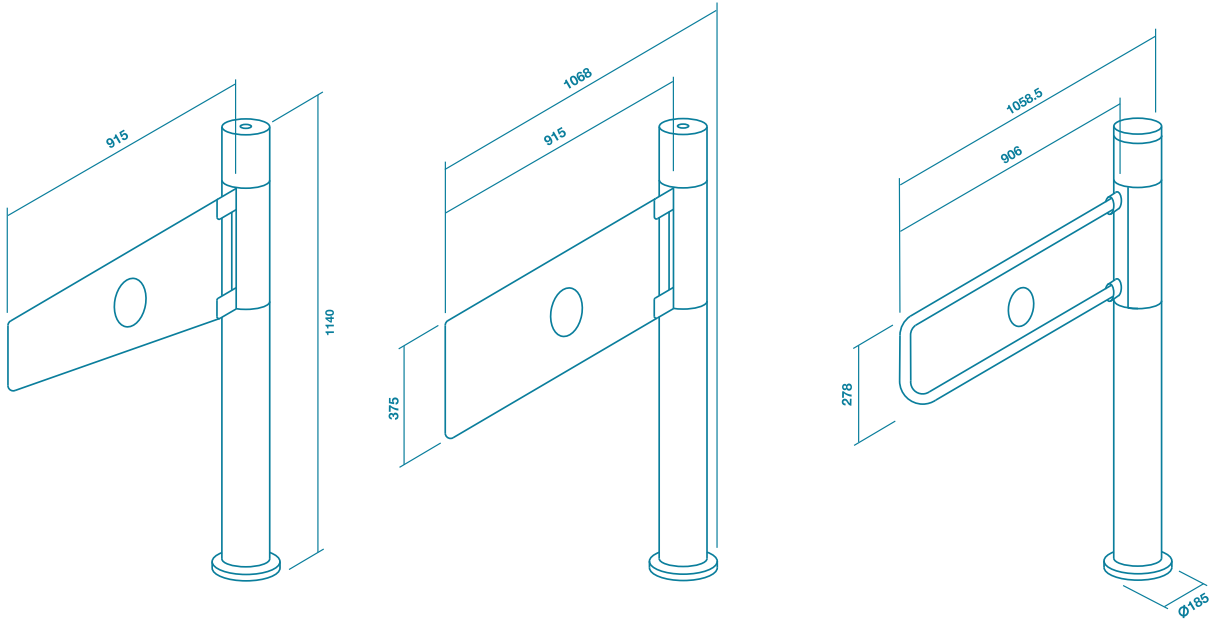
## Accessories

- Standard 700 mm, 900 mm or 1150 mm tubular arm
- Aluminium tubular arm 1200 mm
- Standard extendable tubular arm: 700 mm - 1100 mm
- 650 mm, 850 mm or 1050 mm leaf with aluminium frame
- Sign plates
- Kit for acrylic or polycarbonate arm assembly
- Motor column traffic light option
- Photocell option
- Column foot photocell option
- Radar option
- Photocell tandem/photocell option
- Radar tandem/photocell option
- Back lane option
- Normally open (NA) option
- BYAS option
- Transit counter option
- Power from above option
- Voice alarm option
- Desktop remote control unit option
- Remote control option

## Available with:

-  Standard tubular arm
-  Standard extensible tubular arm
-  Aluminium tubular arm with "Rotated P" profile
-  Aluminium tubular arm
-  Leaf with aluminium frame
-  Polycarbonate arm
-  Polycarbonate arm
-  Acrylic arm with RGB LED lighting

## Site preparation

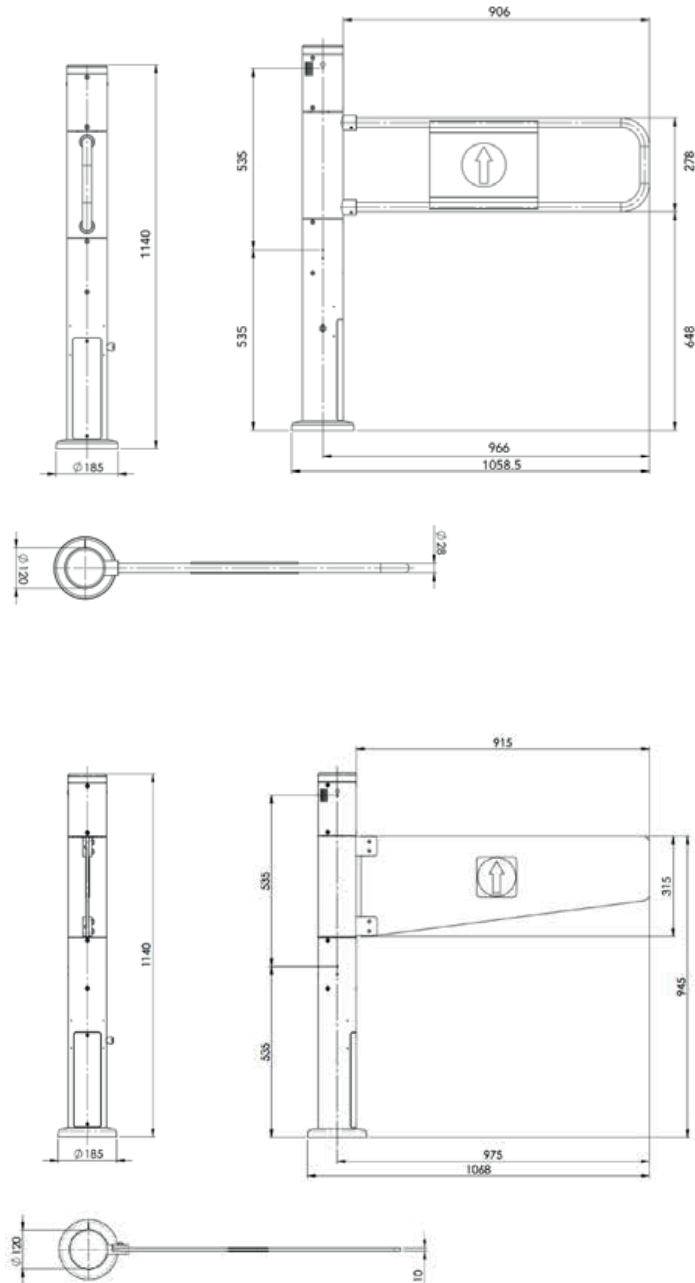


Tandem double configuration



Tandem configuration

## Site preparation



**Important:** All horizontal conductors required for cable passage and positioned under bases of gates and of typical system components for access control must be installed at least 150 mm deep. Any chased metal ducts must be positioned in axis with the ends of the gate. The customer is responsible for ensuring that our products are managed and maintained in accordance with the layout structure, connections and characteristics defined during installation. The dimensions specified on this data sheet are approximate. For correct installation, we suggest you contact your usual Gunnebo Customer Service contact.

Notes: for the purpose of making technical improvements to the products and refining the design, please note that technical drawings and instructions are subject to modification without prior notice.

# Gunnebo OverGate range

Design and production: Gunnebo. Photos Credits: Gunnebo. The data given in this material may be subject to change without further notice. The Gunnebo logos and "Gunnebo - For a safer world" are registered trademarks of Gunnebo AB.



Take advantage of our knowledge:  
[www.gunneboentrancecontrol.com](http://www.gunneboentrancecontrol.com)



**GUNNEBO**<sup>®</sup>  
Entrance Control